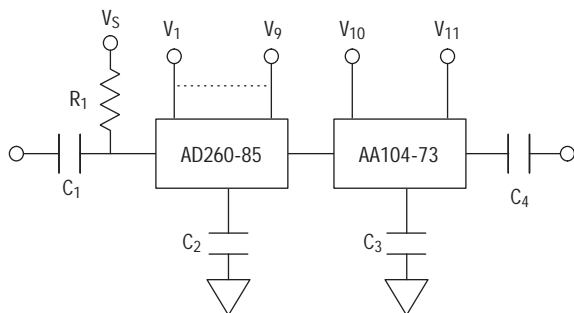


APPLICATION NOTE

APN2013: 6 Bit 63 dB IF Digital Attenuator Solution 1–500 MHz

High dynamic range systems often require an attenuator with a very large attenuation range. It is possible to achieve 63 dB attenuation range by cascading two low cost Skyworks digital attenuators, AA260-85 and AA104-73. It is effectively impossible to achieve such high attenuation range with a single package device. AA260-85 is a 5-bit attenuator with a 1 dB least significant bit (LSB). Full scale attenuation for this attenuator is 31 dB. AA104-73 is a 1-bit digital attenuator that produces 32 dB attenuation. When these two attenuators are cascaded on a standard FR4 printed circuit board, 63 dB total attenuation range with 1 dB step size is produced within the frequency range 1 MHz to 500 MHz. The AA104-73 offers unique design flexibility in a miniature SOT-6 package. This part may be tuned for different IF frequencies by changing capacitors C₂ and C₃ (Table 1). Once the proper capacitance value is chosen for the desired frequency, the operating bandwidth of this attenuator is 150–200 MHz. Performance for various values of capacitance is shown in the AA104-73 data sheet.

The AA260-85 is a broadband device. Its attenuation is flat over the frequency range from 300 kHz to 2 GHz. The cascade of AA104-73 and AA260-85 exhibits a tuned response. See data plots (Figure 3). The example shown is for operation at 242 MHz. This solution works with supply and control voltages of 3 to 5 V. The AA260-85 requires nine lines of complementary control voltages (two control lines per bit, only one control line for the LSB) and the AA104-73 requires two lines of complementary positive voltage, for a total of 11 control lines. The truth table is shown in Table 2. AA260-85 operates with negative control voltage. The attenuator may be operated with positive control voltage by “floating” the device with DC block capacitors in the signal path (C₁ and C₄) and in the ground connections (C₂).



R₁: 10 kΩ
 C₁, C₂, C₄: 680 pF
 C₃: 220 pF

Figure 1. Block Diagram, 6 Bit Attenuator, 242 MHz

IF Frequency (MHz)	Bypass Capacitor Value C ₂ , C ₃ (pF)
450	250, 82
242	680, 220
131	3000, 1000
70	4700, 1500

Table 1. Typical Bypass Capacitor for a Given IF

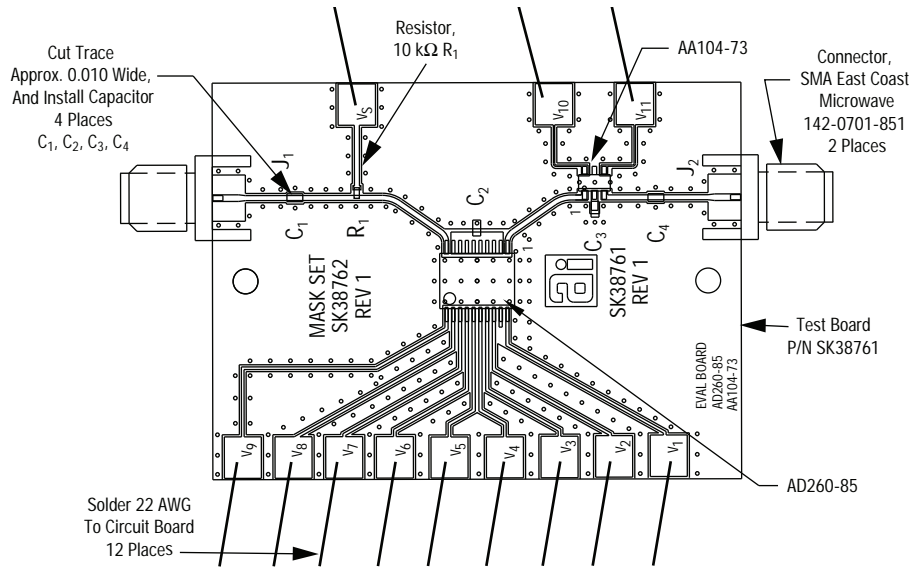
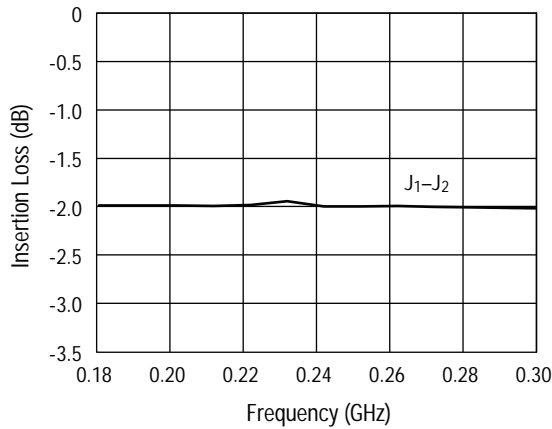
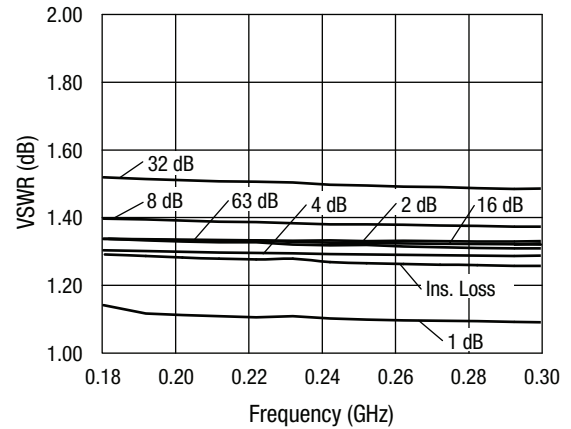


Figure 2. Assembly Test Board

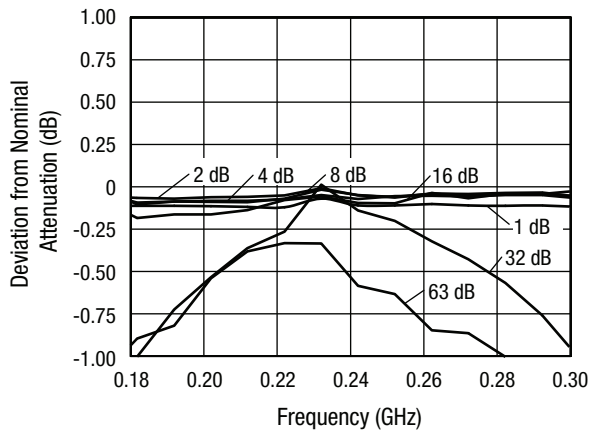
Typical Performance Data (0, 5 V) 242 MHz



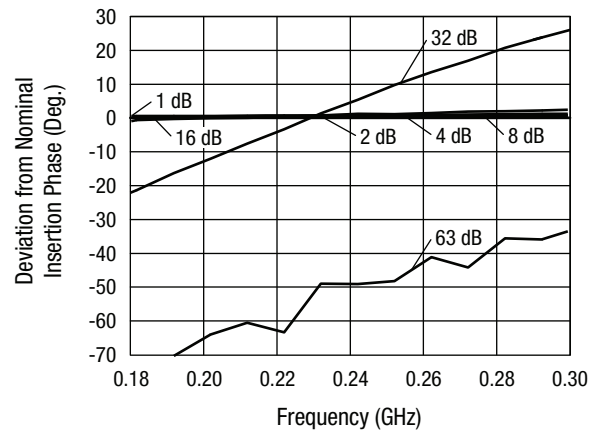
Insertion Loss vs. Frequency



VSWR vs. Frequency



Attenuation Accuracy



Attenuation Phase Accuracy

Figure 3

1 dB	2 dB		4 dB		8 dB		16 dB		32 dB		Atten. State
V ₁	V ₂	V ₃	V ₄	V ₅	V ₆	V ₇	V ₈	V ₉	V ₁₀	V ₁₁	
0	0	V _{High}	0	V _{High}	0	V _{High}	0	V _{High}	0	V _{High}	Ins. Loss
V _{High}	0	V _{High}	0	V _{High}	0	V _{High}	0	V _{High}	0	V _{High}	1 dB
0	V _{High}	0	0	V _{High}	0	V _{High}	0	V _{High}	0	V _{High}	2 dB
0	0	V _{High}	5	0	0	V _{High}	0	V _{High}	0	V _{High}	4 dB
0	0	V _{High}	0	V _{High}	V _{High}	0	0	V _{High}	0	V _{High}	8 dB
0	0	V _{High}	0	V _{High}	0	V _{High}	V _{High}	0	0	V _{High}	16 dB
0	0	V _{High}	0	V _{High}	0	V _{High}	0	V _{High}	V _{High}	0	32 dB
V _{High}	V _{High}	0	V _{High}	0	V _{High}	0	V _{High}	0	V _{High}	0	63 dB

V_{High} = +3 to +5 V (V_S = V_{High} ± 0.2 V).

Table 2. Truth Table

Copyright © 2002, 2003, 2004, 2005, 2006, 2007, Skyworks Solutions, Inc. All Rights Reserved.

Information in this document is provided in connection with Skyworks Solutions, Inc. ("Skyworks") products or services. These materials, including the information contained herein, are provided by Skyworks as a service to its customers and may be used for informational purposes only by the customer. Skyworks assumes no responsibility for errors or omissions in these materials or the information contained herein. Skyworks may change its documentation, products, services, specifications or product descriptions at any time, without notice. Skyworks makes no commitment to update the materials or information and shall have no responsibility whatsoever for conflicts, incompatibilities, or other difficulties arising from any future changes.

No license, whether express, implied, by estoppel or otherwise, is granted to any intellectual property rights by this document. Skyworks assumes no liability for any materials, products or information provided hereunder, including the sale, distribution, reproduction or use of Skyworks products, information or materials, except as may be provided in Skyworks Terms and Conditions of Sale.

THE MATERIALS, PRODUCTS AND INFORMATION ARE PROVIDED "AS IS" WITHOUT WARRANTY OF ANY KIND, WHETHER EXPRESS, IMPLIED, STATUTORY, OR OTHERWISE, INCLUDING FITNESS FOR A PARTICULAR PURPOSE OR USE, MERCHANTABILITY, PERFORMANCE, QUALITY OR NON-INFRINGEMENT OF ANY INTELLECTUAL PROPERTY RIGHT; ALL SUCH WARRANTIES ARE HEREBY EXPRESSLY DISCLAIMED. SKYWORKS DOES NOT WARRANT THE ACCURACY OR COMPLETENESS OF THE INFORMATION, TEXT, GRAPHICS OR OTHER ITEMS CONTAINED WITHIN THESE MATERIALS. SKYWORKS SHALL NOT BE LIABLE FOR ANY DAMAGES, INCLUDING BUT NOT LIMITED TO ANY SPECIAL, INDIRECT, INCIDENTAL, STATUTORY, OR CONSEQUENTIAL DAMAGES, INCLUDING WITHOUT LIMITATION, LOST REVENUES OR LOST PROFITS THAT MAY RESULT FROM THE USE OF THE MATERIALS OR INFORMATION, WHETHER OR NOT THE RECIPIENT OF MATERIALS HAS BEEN ADVISED OF THE POSSIBILITY OF SUCH DAMAGE.

Skyworks products are not intended for use in medical, lifesaving or life-sustaining applications, or other equipment in which the failure of the Skyworks products could lead to personal injury, death, physical or environmental damage. Skyworks customers using or selling Skyworks products for use in such applications do so at their own risk and agree to fully indemnify Skyworks for any damages resulting from such improper use or sale.

Customers are responsible for their products and applications using Skyworks products, which may deviate from published specifications as a result of design defects, errors, or operation of products outside of published parameters or design specifications. Customers should include design and operating safeguards to minimize these and other risks. Skyworks assumes no liability for applications assistance, customer product design, or damage to any equipment resulting from the use of Skyworks products outside of stated published specifications or parameters.

Skyworks, the Skyworks symbol, and "Breakthrough Simplicity" are trademarks or registered trademarks of Skyworks Solutions, Inc., in the United States and other countries. Third-party brands and names are for identification purposes only, and are the property of their respective owners. Additional information, including relevant terms and conditions, posted at www.skyworksinc.com, are incorporated by reference.